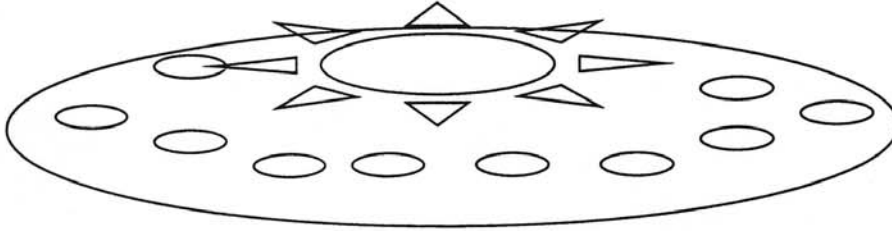
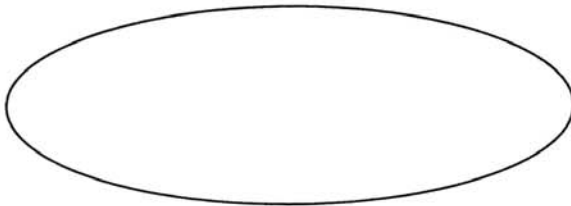


Median Day of Lent - Michink

Fortune Bread

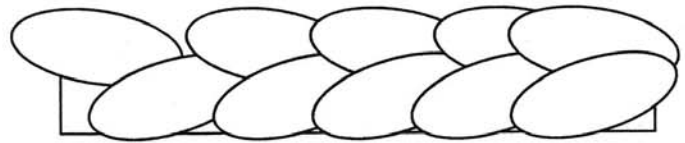


Loaf of bread decorated with beans.



Cut this shape from a green construction paper.

Cut as many as needed to cover the strip of paper to make the crown..



Glue the leaves as shown on the strip of paper to be used for the crown.

1. With play dough make a huge "Fortune Bread".
2. Hide a coin in the middle of the dough.
3. Since we are in the middle of Lent, decorate it with different kinds of beans.
4. Cut into slices, as bread, and give each child a piece.
5. The student who gets the piece with the coin becomes the "King or Queen of the Day" and wears the crown that you have put together.
6. Crown: Cut a 1" strip of paper to be used to make a crown. Make it as long as needed.
7. Glue the ends together.
8. Glue numerous basil leaves next to each other.
9. Let the winner wear it proudly.