




Great Paregentan - Poon Paregentan

Mask



1. Color the mask and the all the other pieces that are given.
2. Cut all the pieces.
3. Glue the flowers and the leafs that you just colored on the mask.
4. Cut the above rectangular shaped piece, and then cut at the dotted lines.
5. Turn the cut pieces around a pencil so that they became curly.
6. Glue it at the top of the mask.
7. Add some glitter here and there.
8. Tie a heavy rubber band through the two holes on the side

